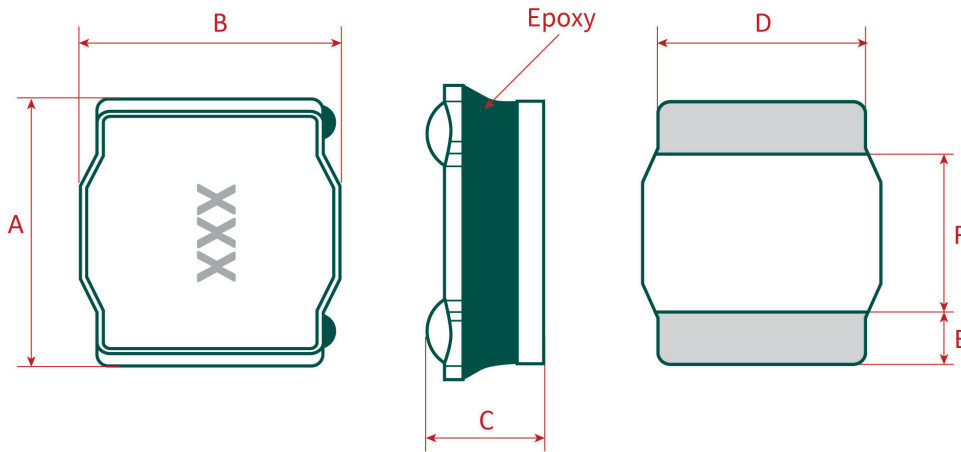


# SPECIFICATION FOR APPROVED 樣品承認書

## 機構圖 Shape and Dimensions(mm) :



Item	A	B	C	D	E	F
規格 Spec.	3.0±0.2	3.0±0.2	1.5 Max.	2.6 Ref.	0.8 Ref.	1.2 Ref.

印章規格：1.5×1.2 (黑色) 可噴碼

## HNT3015MT-S

Part No.	L ( $\mu$ H)	DCR (m $\Omega$ )		Isat (A)	Irms (A)
	@100KHZ / 1V	Max.	Typ.	$\Delta L/L_0 \leq 30\%$	$\Delta T \leq 40^\circ\text{C}$
HNT3015MT1R0-S	1.0 ± 20%	39	34	2.37	2.35
HNT3015MT1R5-S	1.5 ± 20%	62	54	2.37	1.75
HNT3015MT2R2-S	2.2 ± 20%	76	69	1.70	1.70
HNT3015MT3R3-S	3.3 ± 20%	104	96	1.36	1.40
HNT3015MT4R7-S	4.7 ± 20%	160	143	1.30	1.09
HNT3015MT6R8-S	6.8 ± 20%	251	190	0.88	0.88
HNT3015MT100-S	10 ± 20%	300	265	0.80	0.77
HNT3015MT150-S	15 ± 20%	455	350	0.66	0.65
HNT3015MT220-S	22 ± 20%	576	495	0.52	0.59
HNT3015MT330-S	33 ± 20%	1027	858	0.45	0.44
HNT3015MT470-S	47 ± 20%	1600	1160	0.40	0.36



HNT3015MT680-S	68 ± 20%	2275	1890	0.29	0.24
HNT3015MT101-S	100 ± 20%	3900	2400	0.26	0.21

**Ordering information****HNT - 3015 - M - T - 1R0 - S****(1) (2) (3)(4) (5) (6)**

(1) Type : Power Inductor

(2) Size : 3015 is size

(3) Tolerance : S=±20%

(4) Packaging style : Taping Reel

(5) Inductance : R24 for 0.24μH, 1R0 for 1.0μH, 2R2 for 2.2μH, 100 for 10μH...

(6) Item number : S

**Characteristics**

- All test data is referenced to 25 °C ambient.

- Isat: DC current at which the inductance drops approximate 30% from its value without current.

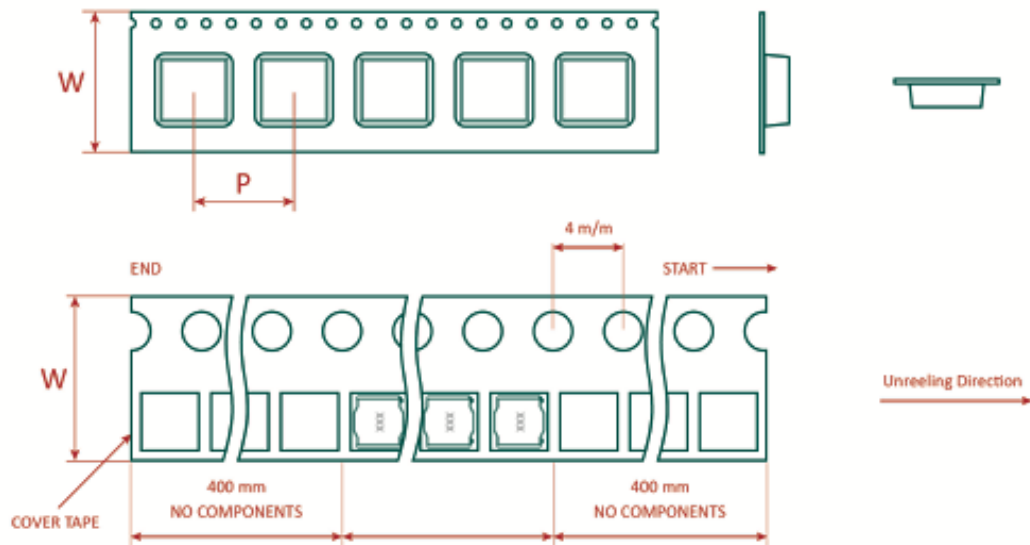
- Irms :DC current that will cause an approximate ΔT of 40 °C(reference ambient temperature is 25 °C).

- Operating tempature:-40~+125°C

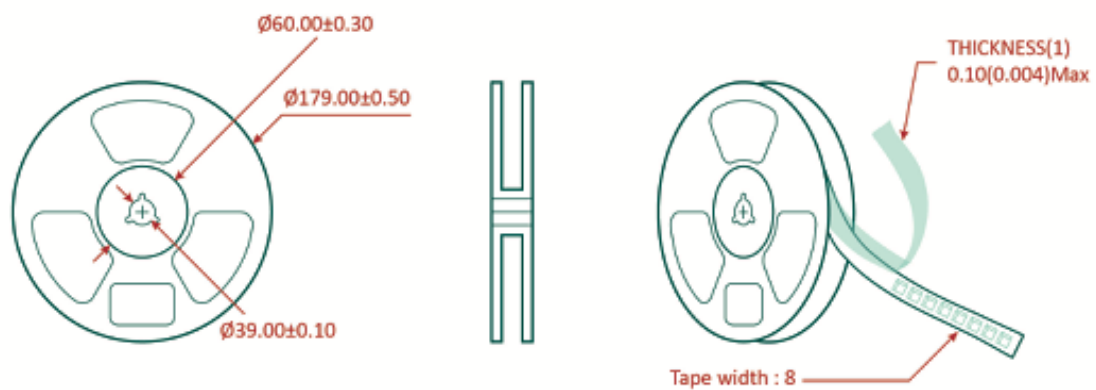
-

**TAPE AND REEL SPECIFICATIONS**

Dimensions in mm



Type	W	P
HNT3015MT-S	8	4



Packing Quantity
2000 Pcs / Reel