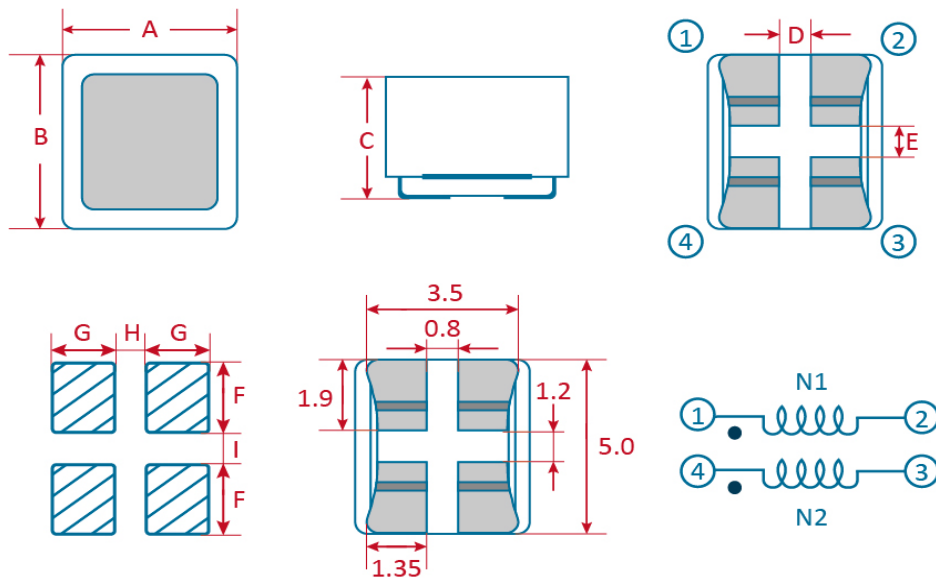


SPECIFICATION FOR APPROVED 樣品承認書

2023
NEW

機構圖 Shape and Dimensions(mm) :



RoHS

Item	A	B	C	D	E	F	G	H	I
CMB5020	4.8 ± 0.2	5.0 ± 0.2	2.5 Max.	0.8 Typ.	1.0 Typ.	2.3 Ref.	1.6 Ref.	0.8 Ref.	1.0 Ref.

印字Marking : 印字顏色因生產設備而有所差異

CMB5020

Part No.	Commom Mode Impedance(Ω)	DCR(mΩ)	Rated Current(A)	IR(mΩ)	Rated Voltage(V)
	Typ.	Max.	Max.	Min.	Max.
CMB5020-101	100	13.0	6.0	10	50
CMB5020-251	250	20.0	5.0	10	50
CMB5020-501	500	27.0	4.0	10	50
CMB5020-102	1000	34.0	2.0	10	50
CMB5020-142	1400	56.0	1.5	10	50
CMB5020-152	1500	56.0	1.5	10	50

Ordering information

CMB5020 - 101

(1) (2)

(1) Type : COMMON MODE CHOKE

(2) Commom Mode Impedance(Ω) :101 for 100Ω, 251 for 250Ω..

Characteristics

- Rated Current : DC current (A)that will cause an approximate ΔT of 40°C (Typical)

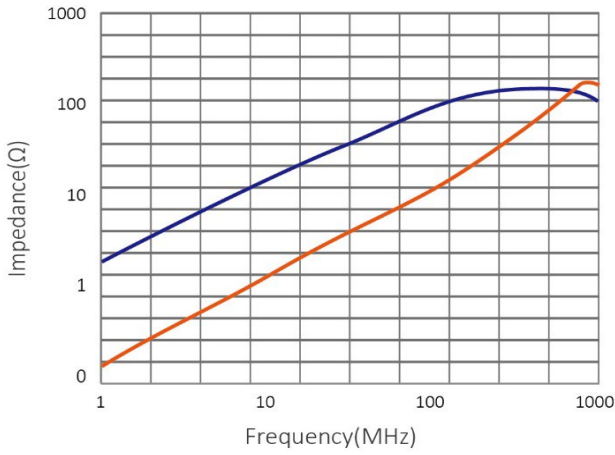
- Operating temperature range : -40°C to +125°C

Test equipment

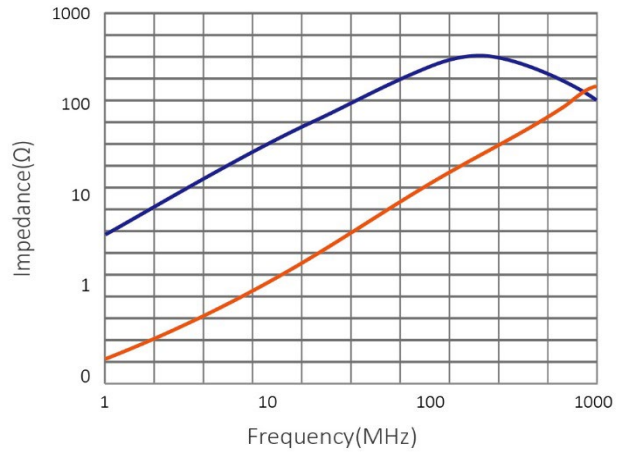
- Test Frequency : 100MHz ,0.5 Vrms.



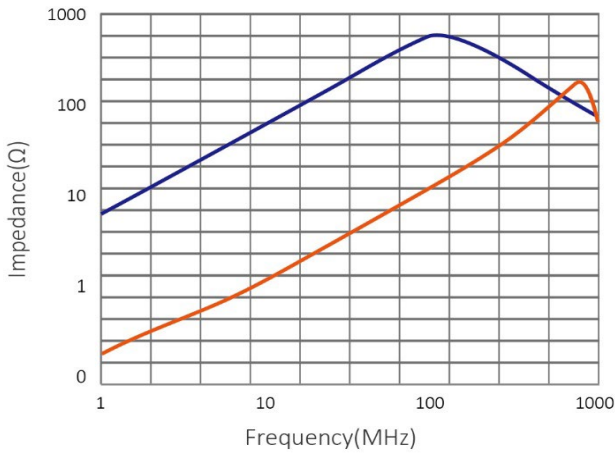
CMB5020-101



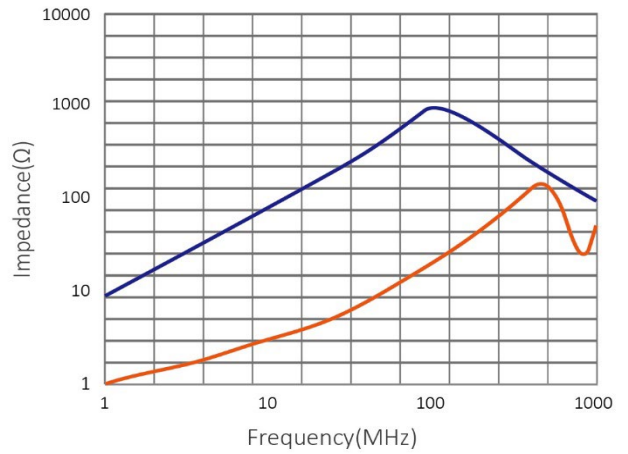
CMB5020-251



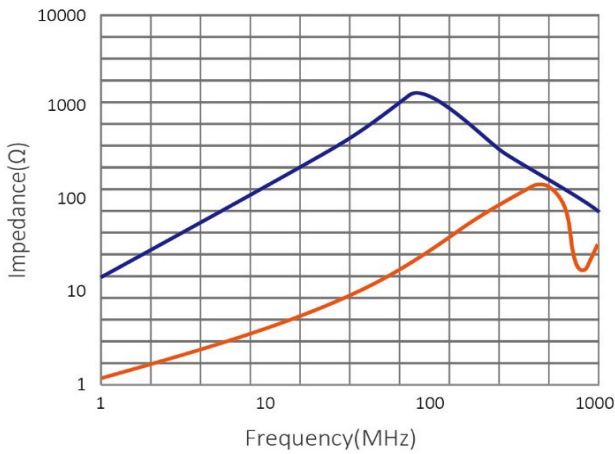
CMB5020-501



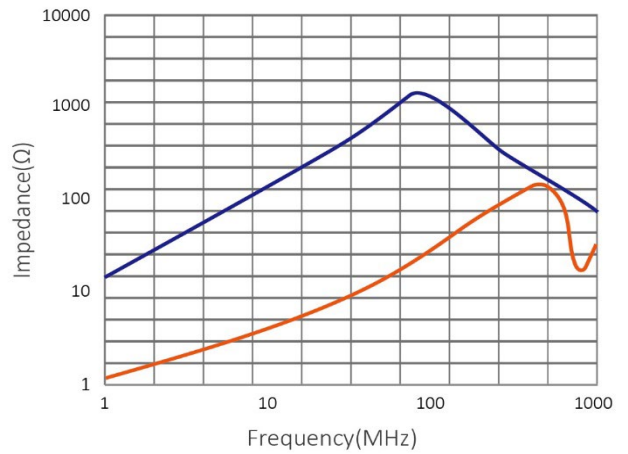
CMB5020-102



CMB5020-142



CMB5020-152



TAPE AND REEL SPECIFICATIONS

