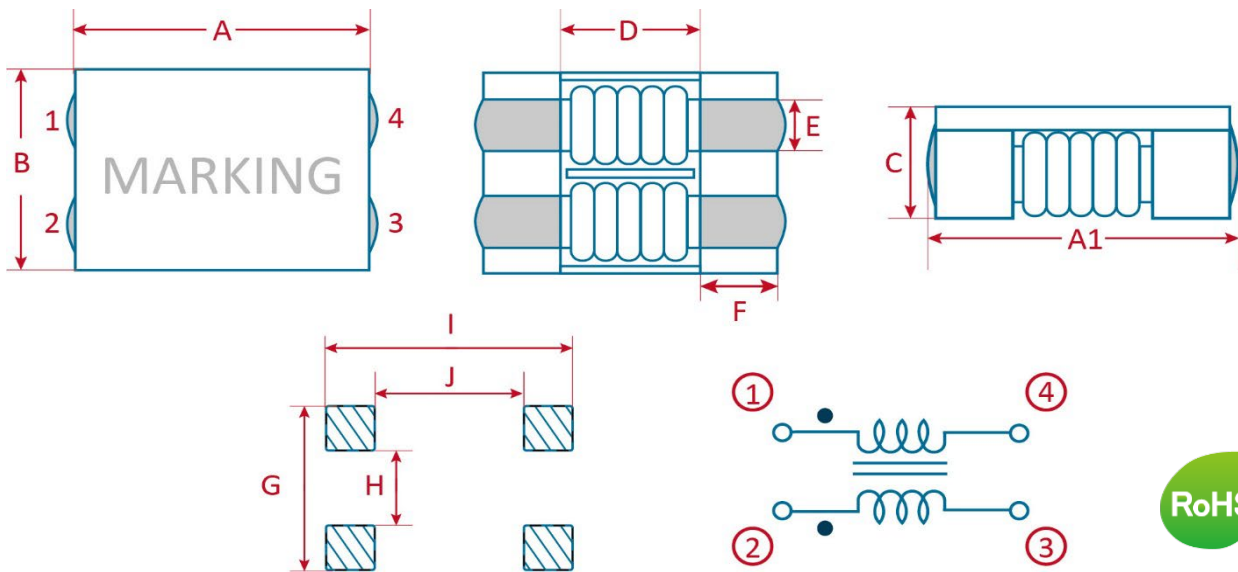


SPECIFICATION FOR APPROVED 樣品承認書

2021
NEW

機構圖 Shape and Dimensions(mm):



Item	A	A1	B	C	D	E	F	G	H	I	J
CMC1513	15.0±0.5	15.6±0.5	13.0±0.5	6.6 Max.	9.4 Typ.	2.6 Typ.	2.5 Typ.	9.5 Typ.	3.3 Typ.	16.0 Typ.	8.8 Typ.

印字Marking: 印字顏色因生產設備而有所差異

CMC1513

Part No.	Z(Ω)		DCR(mΩ)	Rated Current(A)	IR(mΩ)	Rated Voltage(V)
	Min.	Max.	Max.	Max.	Min.	Max.
CMC1513-301	225	300	5.0	13.0	10	80
CMC1513-551	400	550	6.0	10.0	10	80
CMC1513-501	400	500	6.0	10.0	10	80
CMC1513-601	500	600	7.0	10.0	10	80
CMC1513-701	500	700	7.0	10.0	10	80
CMC1513-102	800	1000	10.0	9.0	10	80
CMC1513-152	1200	1500	23.0	5.0	10	80

Ordering information

CMC1513 - 301

(1) (2)

(1) Type : COMMON MODE CHOKE

(2) Inductance : R22 for 0.22uH,1R0 for 1.00uH,2R2 for 2.2uH...

Characteristics

- Rated Current : DC current (A)that will cause an approximate ΔT of 40°C

(Typical)

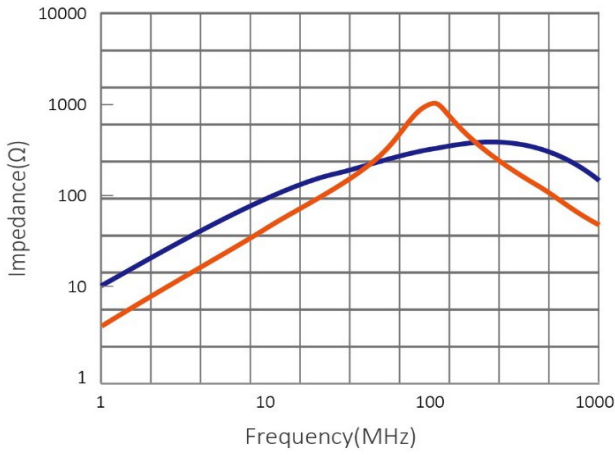
- Operating temperature range : -40°C to +125°C

Test equipment

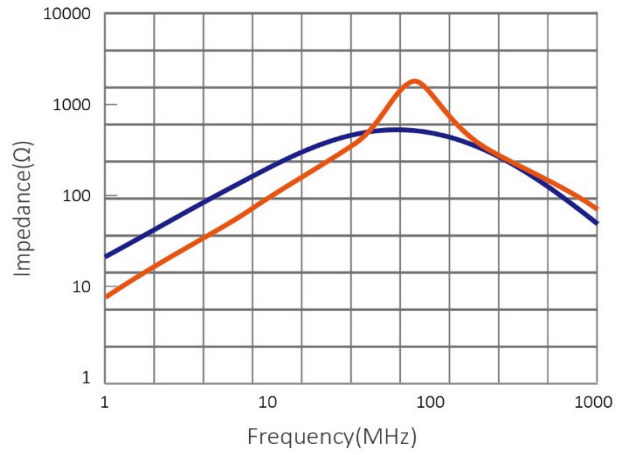
- Test Frequency : 100MHz ,0.5 Vrms.



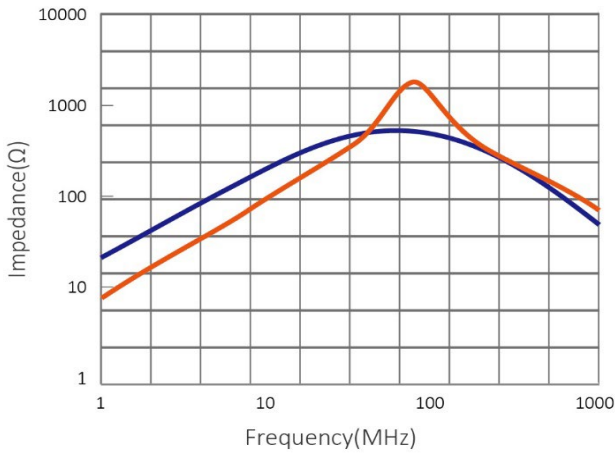
CMC1513-301



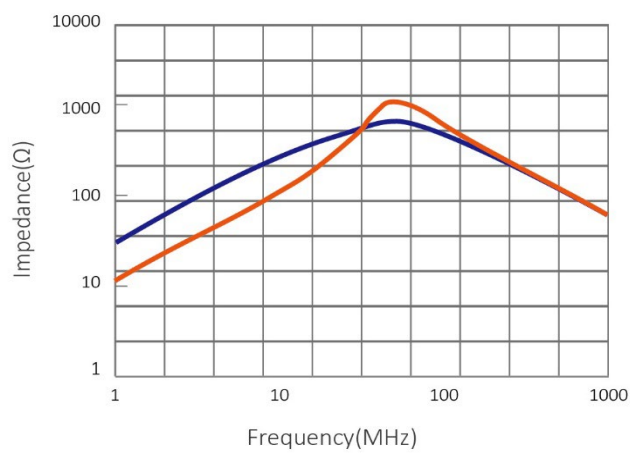
CMC1513-551



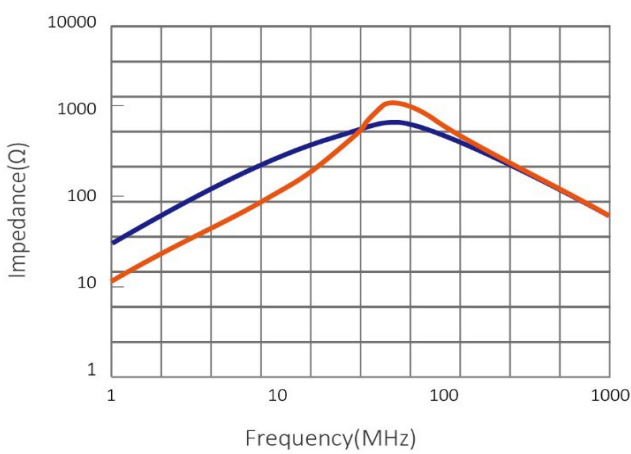
CMC1513-501



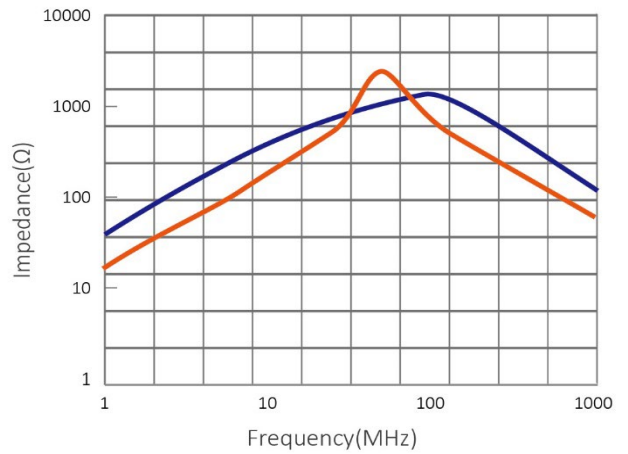
CMC1513-601

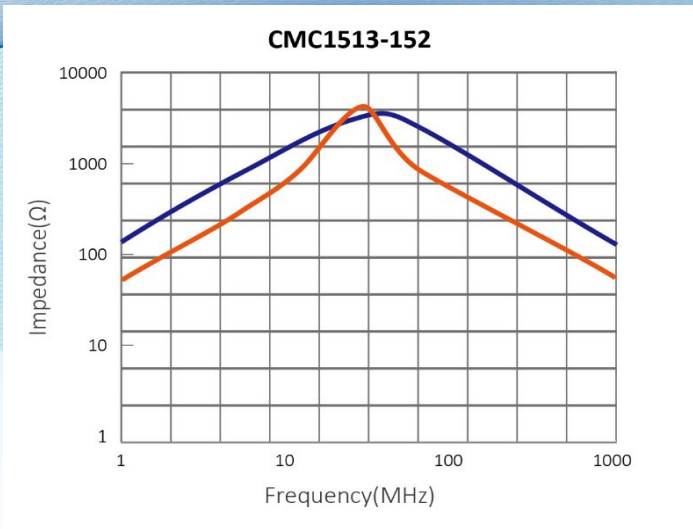


CMC1513-701



CMC1513-102





TAPE AND REEL SPECIFICATIONS

