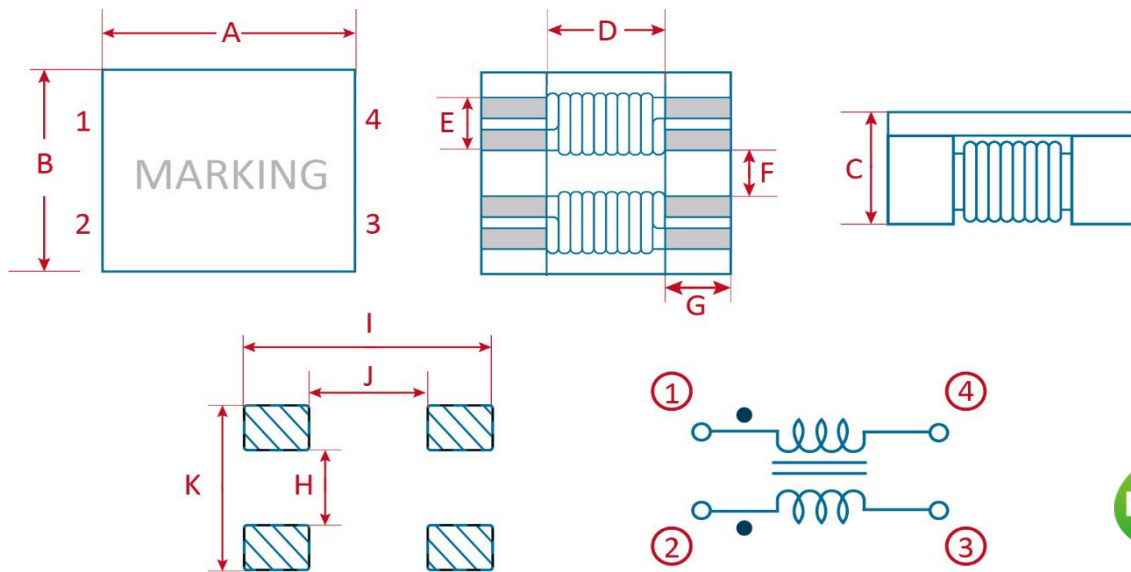


SPECIFICATION FOR APPROVED 樣品承認書

2023
NEW

機構圖 Shape and Dimensions(mm) :



Item	A	B	C	D	E	F	G	H	I	J	K
CMC4520	4.7±0.5	4.5±0.5	2.0 Max.	2.7 Typ.	0.8 Typ.	1.25 Typ.	1.0 Typ.	1.0 Typ.	6.0 Typ.	2.0 Typ.	3.0 Typ.

印字Marking : 印字顏色因生產設備而有所差異

CMC4520

Part No.	Z(Ω)		DCR(mΩ)	Rated Current(A)	IR(mΩ)	Rated Voltage(V)
	Min.	Typ.	Max.	Max.	Min.	Max.
CMC4520-900	60	90	35	3.2	10	50
CMC4520-151	90	150	40	3.1	10	50
CMC4520-231	180	230	45	3.0	10	50
CMC4520-301	200	300	45	3.0	10	50
CMC4520-401	300	400	50	2.5	10	50
CMC4520-701	500	700	59	2.2	10	50
CMC4520-901	650	900	68	2.1	10	50
CMC4520-102	800	1000	68	2.1	10	50
CMC4520-122	1000	1200	74	2.0	10	50
CMC4520-142	1200	1400	81	1.9	10	50

SPECIFICATION FOR APPROVED
樣品承認書

 宏信科技股份有限公司
HT-TECH CORPORATION

2023
NEW

Ordering information

CMC4520 - 301

(1) (2)

(1) Type : COMMON MODE CHOKE

(2) Inductance : R22 for 0.22uH,1R0 for 1.00uH,2R2 for 2.2uH...

Characteristics

- Rated Current : DC current (A)that will cause an approximate ΔT of 40°C

(Typical)

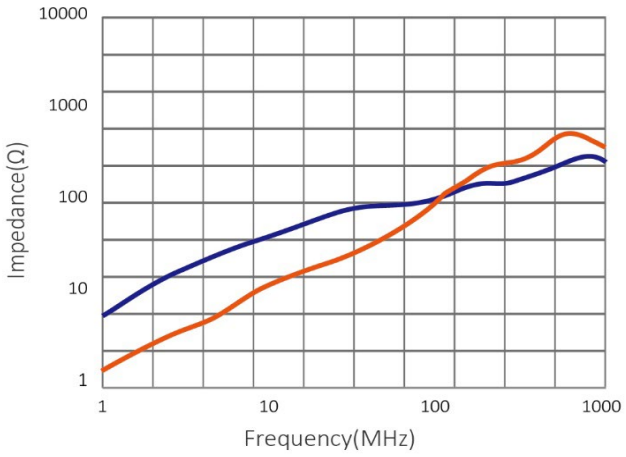
- Operating temperature range : -40°C to +125°C

Test equipment

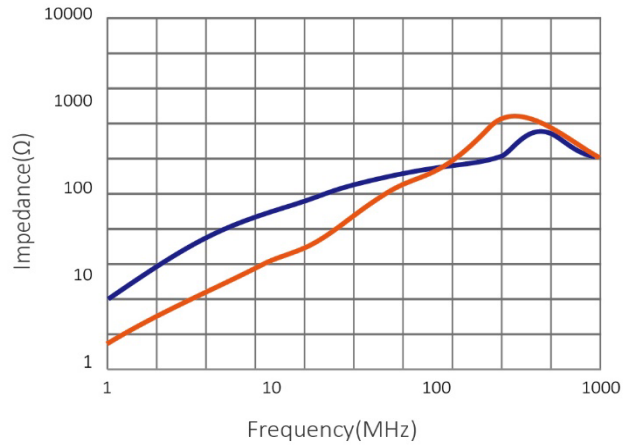
- Test Frequency : 100MHz ,0.5 Vrms.



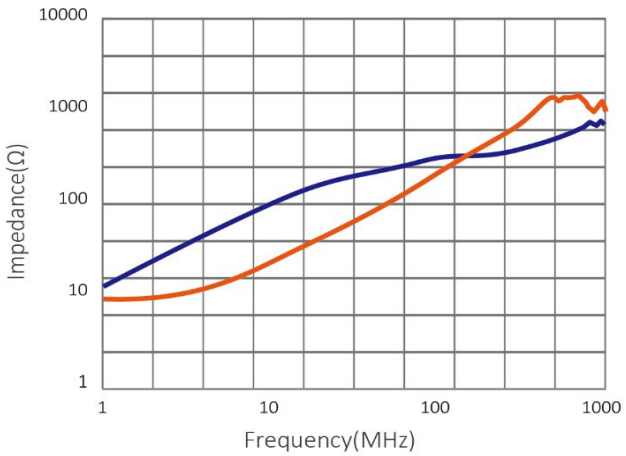
CMC4520-900



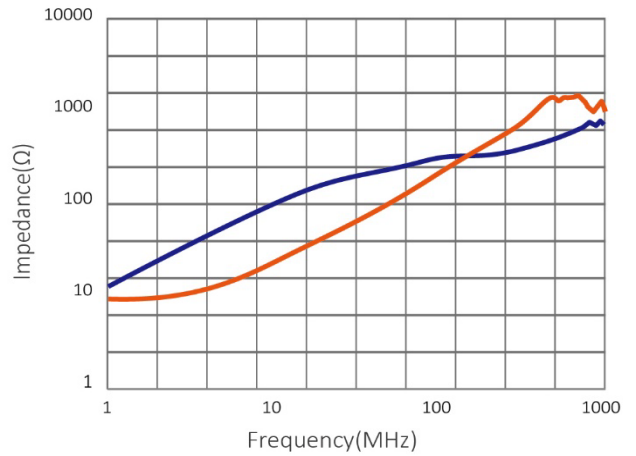
CMC4520-151



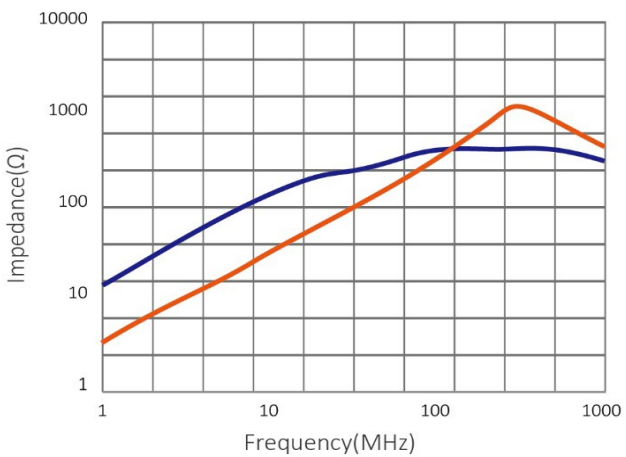
CMC4520-231



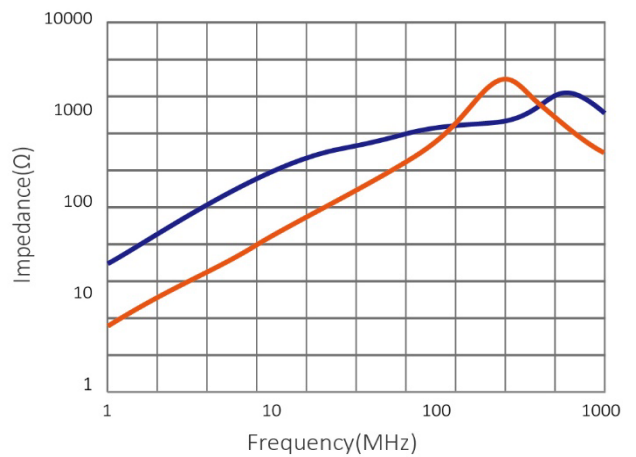
CMC4520-301

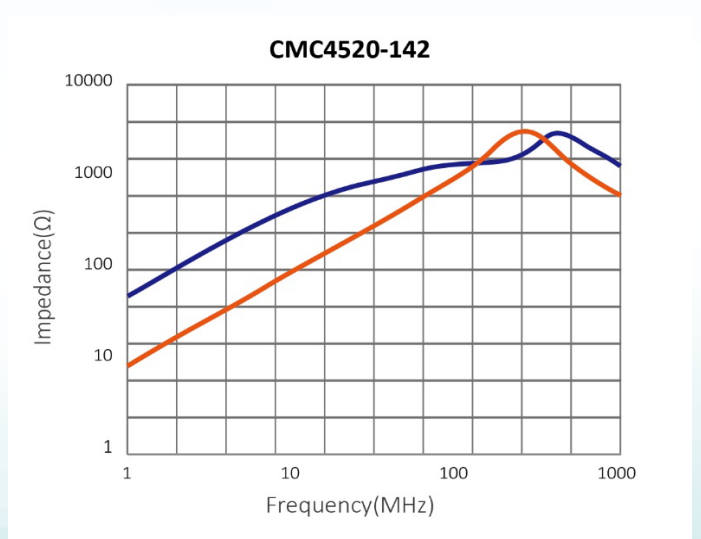
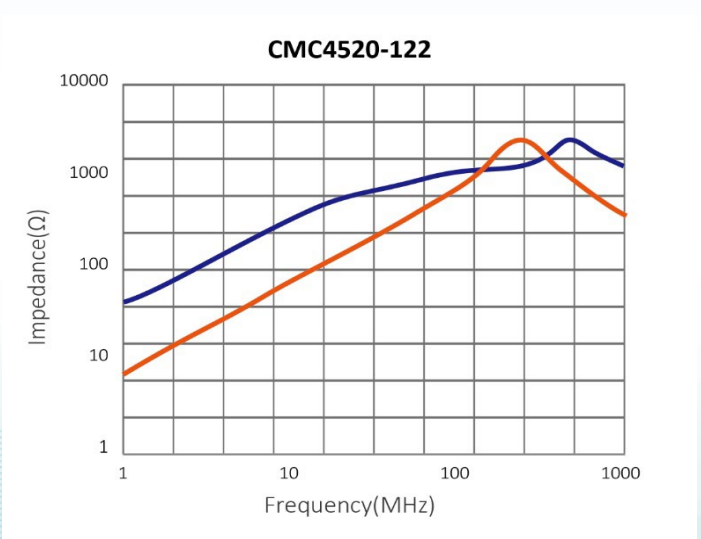
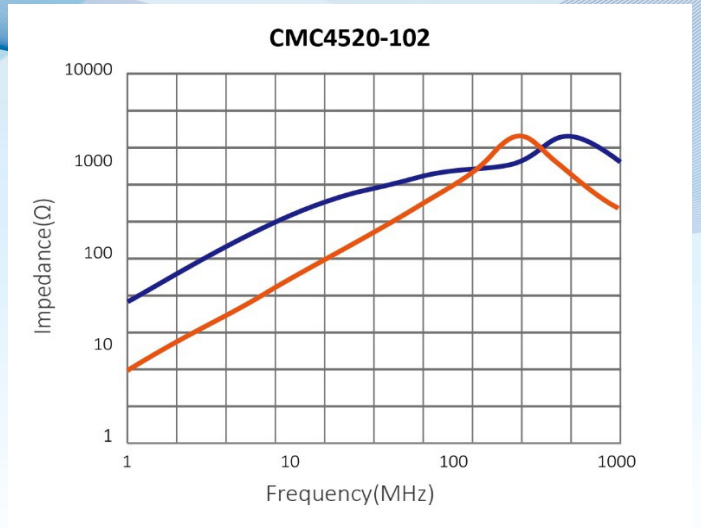
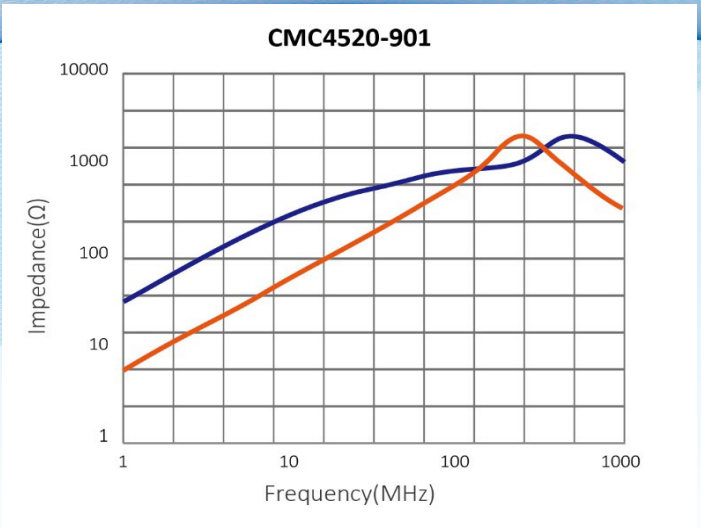


CMC4520-401



CMC4520-701





TAPE AND REEL SPECIFICATIONS

