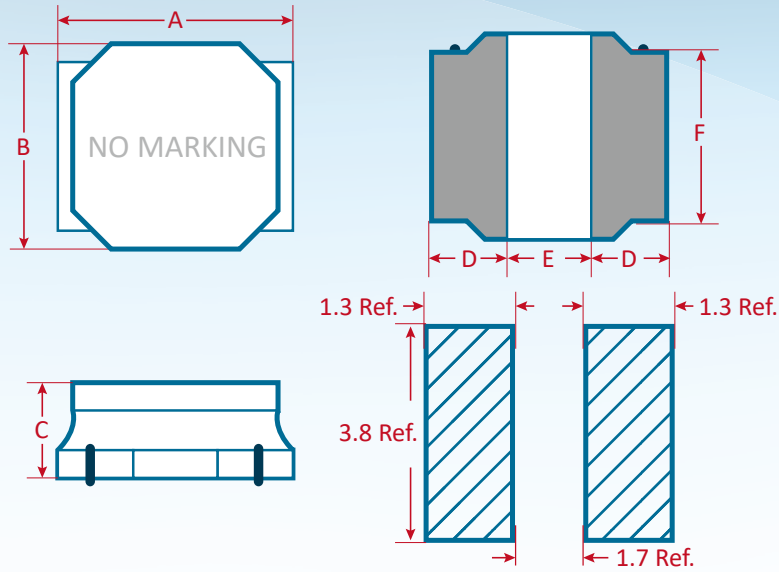


HNT-E Series

SMD Power Inductor

Shape and Dimensions(mm):

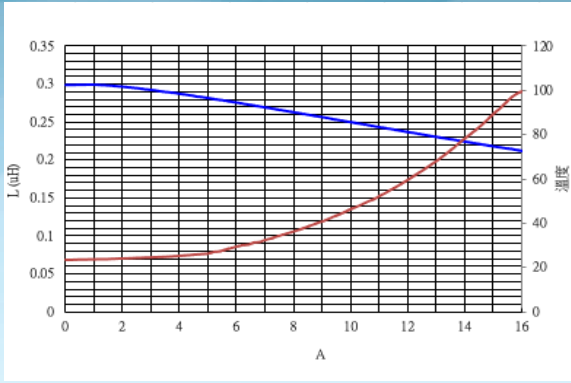


Item	A	B	C	D	E	F
HNT4020-E	4.1±0.2	4.1±0.2	2.1 Max.	1.0 Ref.	2.0 Ref.	3.5 Ref.

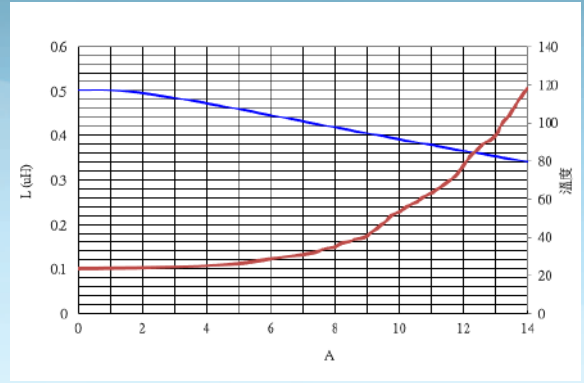
HNT4020-E

Part No.	Inductance (uH)	DCR(mΩ) Max.	Isat(A)		Irms(A)		Tolerance (±%)
			Typ.	Max.	Typ.	Max.	
HNT4020NTR33-E	0.33	18.2	21.0	16.0	8.1	7.0	30
HNT4020NTR47-E	0.47	23.4	15.0	10.0	8.1	7.0	30
HNT4020NTR68-E	0.68	26	12.0	8.0	6.0	5.2	30
HNT4020NT1R0-E	1.0	28	9.4	7.0	5.1	4.4	30
HNT4020NT1R5-E	1.5	41	9.4	6.8	4.7	4.1	30
HNT4020MT2R2-E	2.2	54	7.5	5.4	4.0	3.5	20
HNT4020MT3R3-E	3.3	75	5.2	3.7	3.3	3.0	20
HNT4020MT4R7-E	4.7	107	5.0	3.5	2.8	2.5	20
HNT4020MT6R8-E	6.8	158	4.0	2.9	2.3	2.0	20
HNT4020MT100-E	10.0	216	3.1	2.2	1.9	1.67	20
HNT4020MT220-E	22.0	460	1.6	1.35	1.4	1.2	20

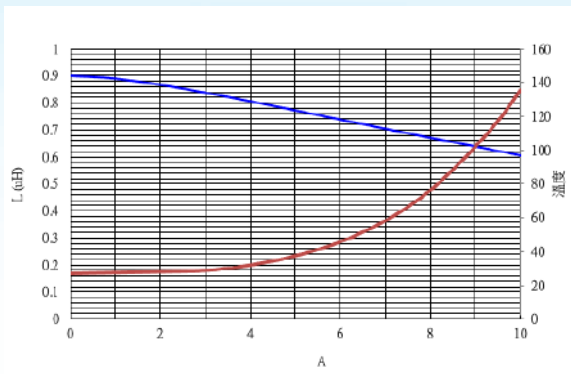
HNT4020NTR33-E



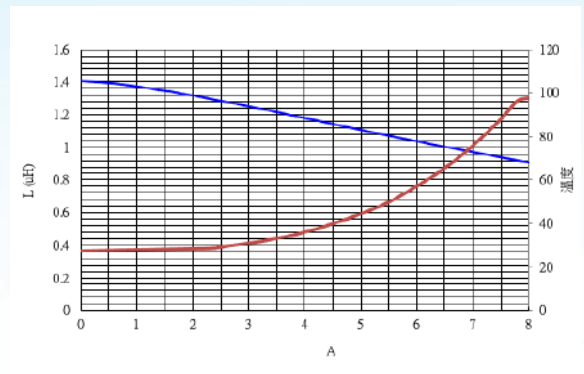
HNT4020NTR47-E



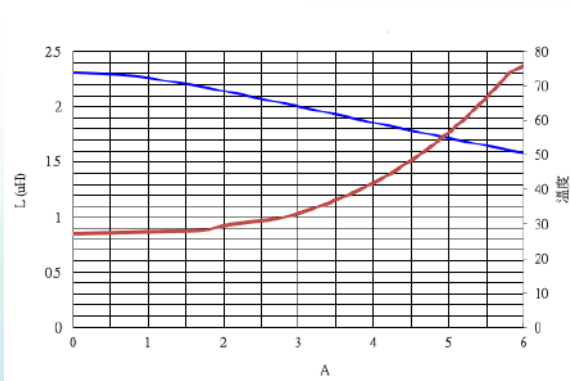
HNT4020NT1R0-E



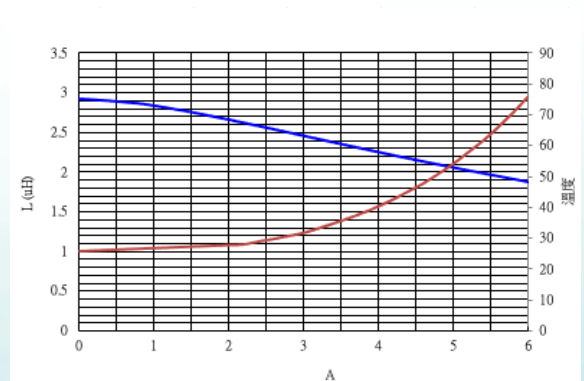
HNT4020NT1R5-E



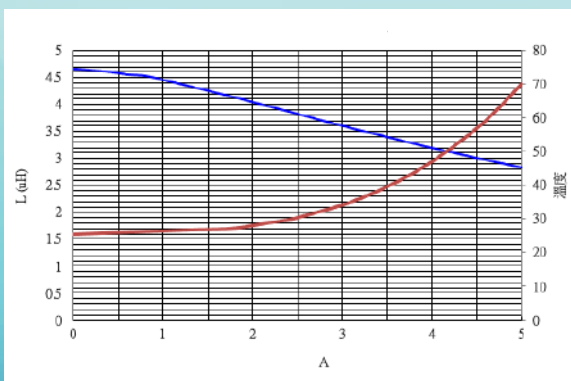
HNT4020MT2R2-E



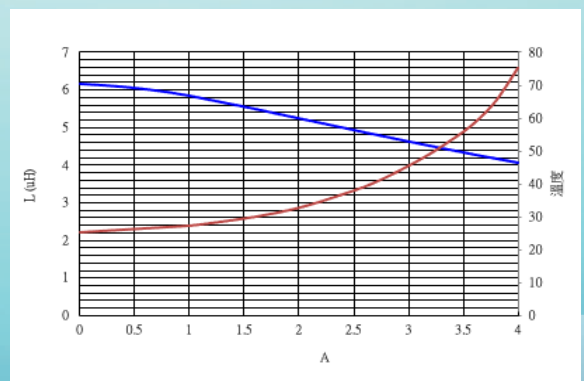
HNT4020MT3R3-E



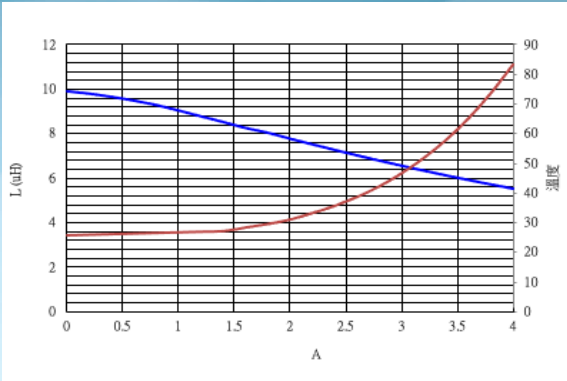
HNT4020MT4R7-E



HNT4020MT6R8-E



HNT4020MT100-E



Ordering information

HNT- 4020- M- T- 1R0- E

(1) (2) (3) (4) (5)

- (1) Type : Surface Mountable Type
- (2) Size : 4020 is size
- (3) Tolerance : N=30%,M=20%
- (4) Packaging style : Taping Reel
- (5) Inductance : R47 for 0.47uH, 1R0 for 1.0uH, 100 for 10uH...

Characteristics

- Isat : Based on Inductance decrease 30%
- Irms : Based on Temperature increase 40°C
- Operating temperature range : -40 to +125°C

Test equipment

- Test Frequency : 1MHz/ 1.0V
- L : 4285A,CH1062+CH1310
- DCR: 502BC

Packing

