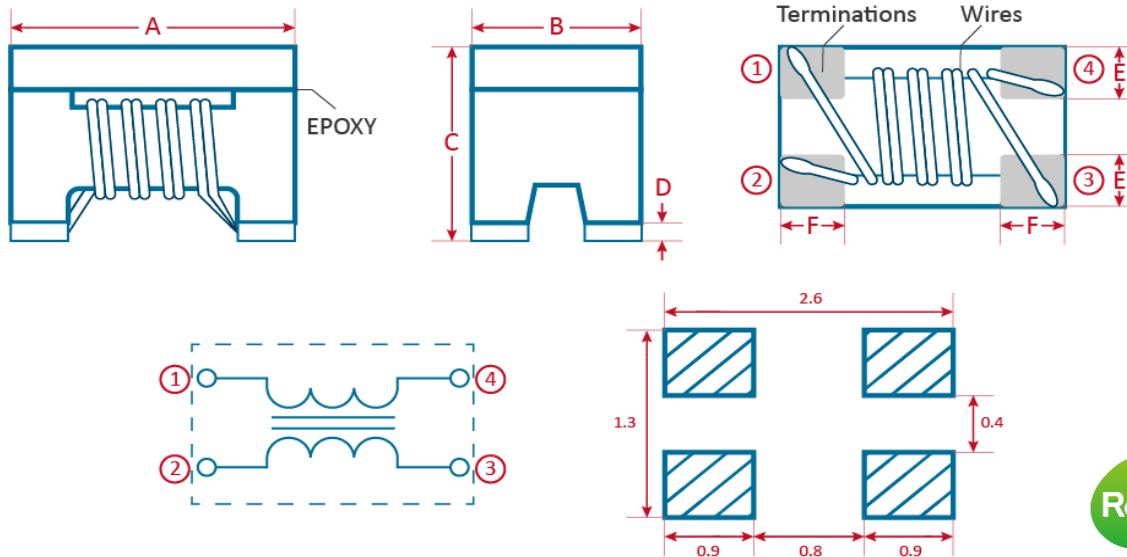




# SPECIFICATION FOR APPROVED 樣品承認書

2022  
NEW

## 機構圖 Shape and Dimensions(mm) :



Item	A	B	C	D	E	F
CMA05E	2.0 ± 0.2	1.2 ± 0.2	1.3 ± 0.2	0.2 ± 0.1	0.40 Typ.	0.45 Typ.

印字Marking : N/A

## CMA05E

Part No.	Z (Ω)	DCR (Ω)	IDC (mA)	Rated Voltage (V)	Insulation Resistance (MΩ)	Cut-off Frequency (GHz)	Tolerance
	@100MHz	Max.	Max.	Typ.	Min.	Typ.	±%
CMA05□T670E	67	0.18	700	50	10	10.0	Y、M、N
CMA05□T900E	90	0.30	300	20	10	10.0	Y、M、N

### Ordering information

CMA - 05 - Y - T - 900 - E

(1) (2) (3) (4) (5) (6)

(1) Type : COMMON MODE CHOKE

(2) Size : 05 is size

(3) Tolerance : Y=±25%, M=±20%, Y=±30%

(4) Packaging style : Taping Reel

(5) Inductance : 900 for 90Ω...

(6) E : USB3.1/10GHz

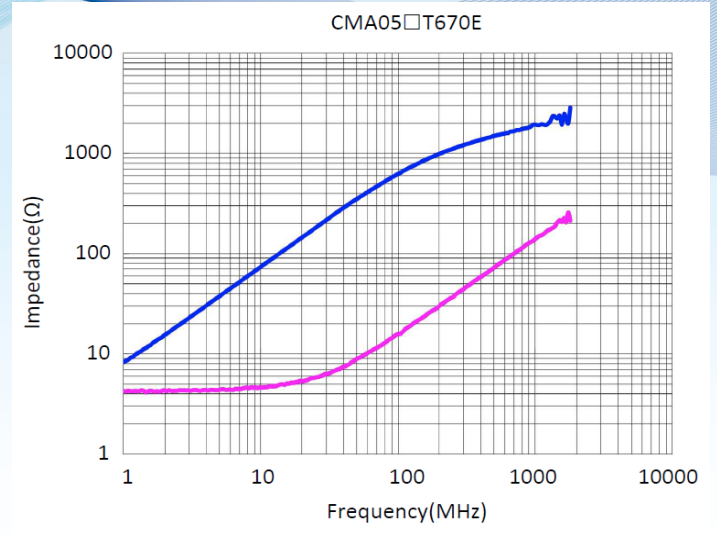
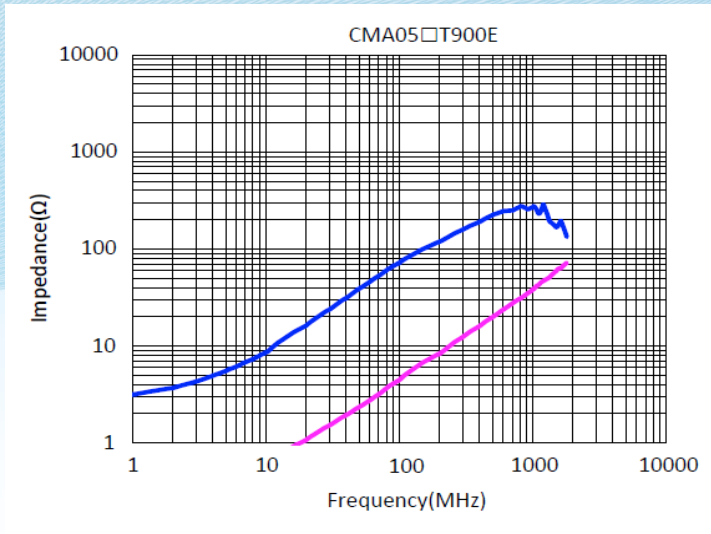
### Characteristics

- Operating temperature range : -25°C to +85°C

### Test equipment

- Test Frequency : 100MHz

性能曲線 PERFORMANCE CURVES :



**TAPE AND REEL SPECIFICATIONS**

