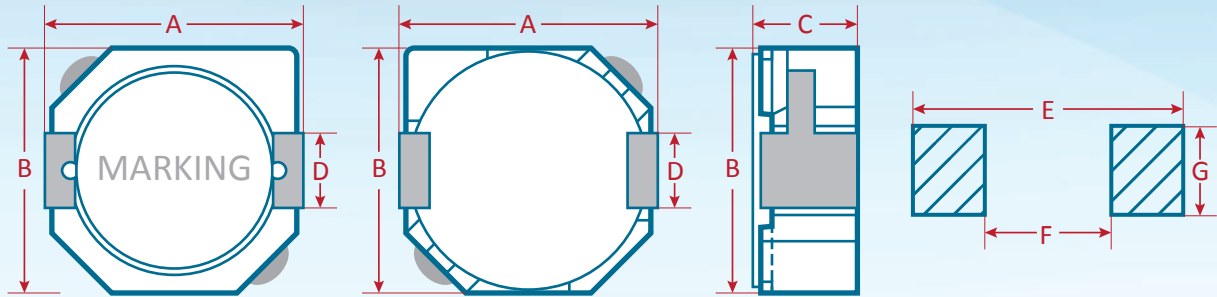


HMP Series

SMD Power Inductor

Shape and Dimensions(mm):



Item	A	B	C	D	E	F	G
HMP103	10.4 Max.	10.3 Max.	3.1 Max.	3.0 Ref.	10.5 Typ.	7.3 Typ.	3.2 Typ.
HMP104	10.4 Max.	10.3 Max.	4.0 Max.	3.0 Ref.	10.5 Typ.	7.3 Typ.	3.2 Typ.
HMP105	10.4 Max.	10.3 Max.	5.0 Max.	3.0 Ref.	10.5 Typ.	7.3 Typ.	3.2 Typ.

HMP103

Part No.	Inductance (uH)	Test Freq.	DCR(mΩ) Max.	Idc(A) Max.	Tolerance (±%)
HMP103NT1R5	1.5	100KHz / 0.25V	20	6.2	30
HMP103MT2R2	2.2	100KHz / 0.25V	23	5.6	20
HMP103NT3R3	3.3	100KHz / 0.25V	29	5.0	30
HMP103NT4R7	4.7	100KHz / 0.25V	35	4.83	30
HMP103NT5R2	5.2	100KHz / 0.25V	35	4.83	30
HMP103NT6R8	6.8	100KHz / 0.25V	35	3.84	30
HMP103MT100	10	100KHz / 0.1V	58	2.7	20
HMP103MT120	12	100KHz / 0.25V	72	2.25	20
HMP103MT150	15	100KHz / 0.25V	86	2.22	20
HMP103MT180	18	100KHz / 0.25V	116	1.9	20
HMP103MT220	22	100KHz / 0.1V	145	1.78	20
HMP103MT270	27	100KHz / 0.25V	176	1.63	20
HMP103MT330	33	100KHz / 0.25V	213	1.46	20
HMP103MT390	39	100KHz / 0.25V	270	1.32	20
HMP103MT470	47	100KHz / 0.25V	299	1.18	20
HMP103MT560	56	100KHz / 0.25V	335	1.1	20
HMP103MT680	68	100KHz / 0.25V	451	1.04	20
HMP103MT820	82	100KHz / 0.25V	513	0.94	20
HMP103MT101	100	100KHz / 0.25V	700	0.84	20
HMP103MT121	120	100KHz / 0.25V	765	0.76	20
HMP103MT151	150	100KHz / 0.25V	876	0.7	20
HMP103MT221	220	100KHz / 0.25V	1050	0.58	20

Part No.	Inductance (uH)	Test Freq.	DCR(mΩ) Max.	Idc(A) Max.	Tolerance (±%)
HMP103MT331	330	100KHz / 0.25V	1800	0.52	20
HMP103MT471	470	100KHz / 0.25V	2170	0.48	20

HMP104

Part No.	Inductance (uH)	Test Freq.	DCR(mΩ) Max.	Idc(A) Max.	Tolerance (±%)
HMP104MT1R0	1.0	100KHz / 0.25V	8.0	10	20
HMP104NT1R2	1.2	100KHz / 0.1V	8.0	10	30
HMP104NT1R3	1.3	100KHz / 0.1V	8.0	10	30
HMP104MT1R5	1.5	100KHz / 0.25V	8.0	10	20
HMP104NT1R8	1.8	100KHz / 0.25V	10	9.5	30
HMP104MT2R2	2.2	100KHz / 0.25V	11	8.0	20
HMP104MT2R5	2.5	100KHz / 0.25V	12	7.5	20
HMP104NT2R7	2.7	100KHz / 0.25V	12	7.5	30
HMP104MT3R3	3.3	100KHz / 0.25V	13	6.5	20
HMP104MT3R8	3.8	100KHz / 0.25V	17	6.2	20
HMP104MT4R7	4.7	100KHz / 0.1V	21	5.7	20
HMP104MT5R0	5.0	100KHz / 0.25V	22	5.6	20
HMP104NT5R2	5.2	100KHz / 0.25V	22	5.5	30
HMP104NT5R6	5.6	100KHz / 0.25V	25	5.2	30
HMP104MT6R8	6.8	100KHz / 0.25V	26	4.9	20
HMP104NT7R0	7.0	100KHz / 0.25V	27	4.8	30
HMP104MT100	10	1KHz / 0.25V	35	4.4	20
HMP104MT120	12	1KHz / 0.25V	46	3.92	20
HMP104MT150	15	1KHz / 0.25V	50	3.6	20
HMP104MT180	18	1KHz / 0.25V	70	3.0	20
HMP104MT220	22	1KHz / 0.25V	73	2.9	20
HMP104MT270	27	1KHz / 0.25V	83	2.8	20
HMP104MT330	33	1KHz / 0.25V	93	2.3	20
HMP104MT470	47	1KHz / 0.25V	128	2.1	20
HMP104MT560	56	1KHz / 0.25V	171	1.8	20
HMP104MT680	68	1KHz / 0.25V	213	1.5	20
HMP104MT101	100	1KHz / 0.25V	304	1.35	20
HMP104MT151	150	1KHz / 0.25V	506	1.15	20
HMP104MT181	180	1KHz / 0.25V	631	1.03	20
HMP104MT221	220	1KHz / 0.25V	756	0.92	20
HMP104MT271	270	1KHz / 0.25V	853	0.84	20
HMP104MT331	330	1KHz / 0.25V	1090	0.7	20

HMP105

Part No.	Inductance (uH)	Test Freq.	DCR(mΩ) Max.	Idc(A) Max.	Tolerance (±%)
HMP105NTR80	0.8	100KHz / 0.25V	4.0	13.5	30
HMP105NT1R0	1.0	100KHz / 0.25V	13.5	12	30
HMP105NT1R5	1.5	100KHz / 0.25V	6.0	10.5	30
HMP105NT2R2	2.2	100KHz / 0.25V	7.0	9.25	30
HMP105NT3R3	3.3	100KHz / 0.25V	10	7.8	30
HMP105NT3R6	3.6	100KHz / 0.25V	11	6.5	30
HMP105NT4R7	4.7	100KHz / 0.25V	12	6.4	30
HMP105MT5R6	5.6	100KHz / 0.25V	18	5.4	20

Part No.	Inductance (uH)	Test Freq.	DCR(mΩ) Max.	Idc(A) Max.	Tolerance (±%)
HMP105NT6R8	6.8	100KHz / 0.25V	18	5.4	30
HMP105NT7R8	7.8	100KHz / 0.25V	19	5.0	30
HMP105NT8R2	8.2	100KHz / 0.25V	20	4.85	30
HMP105MT100	10	100KHz / 0.25V	26	4.45	20
HMP105MT120	12	100KHz / 0.25V	33	4.0	20
HMP105MT150	15	100KHz / 0.25V	41	3.6	20
HMP105MT180	18	100KHz / 0.25V	46	3.2	20
HMP105MT220	22	100KHz / 0.25V	61	2.95	20
HMP105MT270	27	100KHz / 0.25V	69	2.7	20
HMP105MT300	30	100KHz / 0.25V	68	1.65	20
HMP105MT330	33	100KHz / 0.25V	84	2.4	20
HMP105MT390	39	100KHz / 0.25V	106	2.3	20
HMP105MT470	47	100KHz / 0.25V	130	2.0	20
HMP105MT560	56	100KHz / 0.25V	149	1.9	20
HMP105MT680	68	100KHz / 0.25V	201	1.65	20
HMP105MT820	82	100KHz / 0.25V	227	1.5	20
HMP105MT101	100	100KHz / 0.25V	253	1.35	20
HMP105MT121	120	100KHz / 0.25V	303	1.28	20
HMP105MT151	150	100KHz / 0.25V	370	1.12	20
HMP105MT181	180	100KHz / 0.25V	419	1.04	20
HMP105MT221	220	100KHz / 0.25V	500	0.94	20
HMP105MT271	270	100KHz / 0.25V	672	0.84	20
HMP105MT331	330	100KHz / 0.25V	812	0.75	20
HMP105MT391	390	100KHz / 0.25V	953	0.7	20
HMP105MT471	470	100KHz / 0.25V	1289	0.6	20
HMP105NT821	820	100KHz / 0.1V	1690	0.41	30

Ordering information

HMP - 103 - M - T - 2R2

(1) (2) (3) (4) (5)

- (1) Type : Surface Mountable Type
- (2) Size : 103 is size
- (3) Tolerance : M=20%, N=30%
- (4) Packaging style : Taping Reel
- (5) Inductance : R56 for 0.56uH, 1R0 for 1.0uH, 100 for 10uH, 101 for 100uH...

Characteristics

- IDC $\Delta L/L(0A) \leq 65\%$

HMP103

- Operating temperature : -40 to 125°C

HMP104

- Operating temperature : -40 to 130°C

HMP105

- Operating temperature : -40 to 105°C

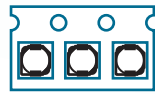
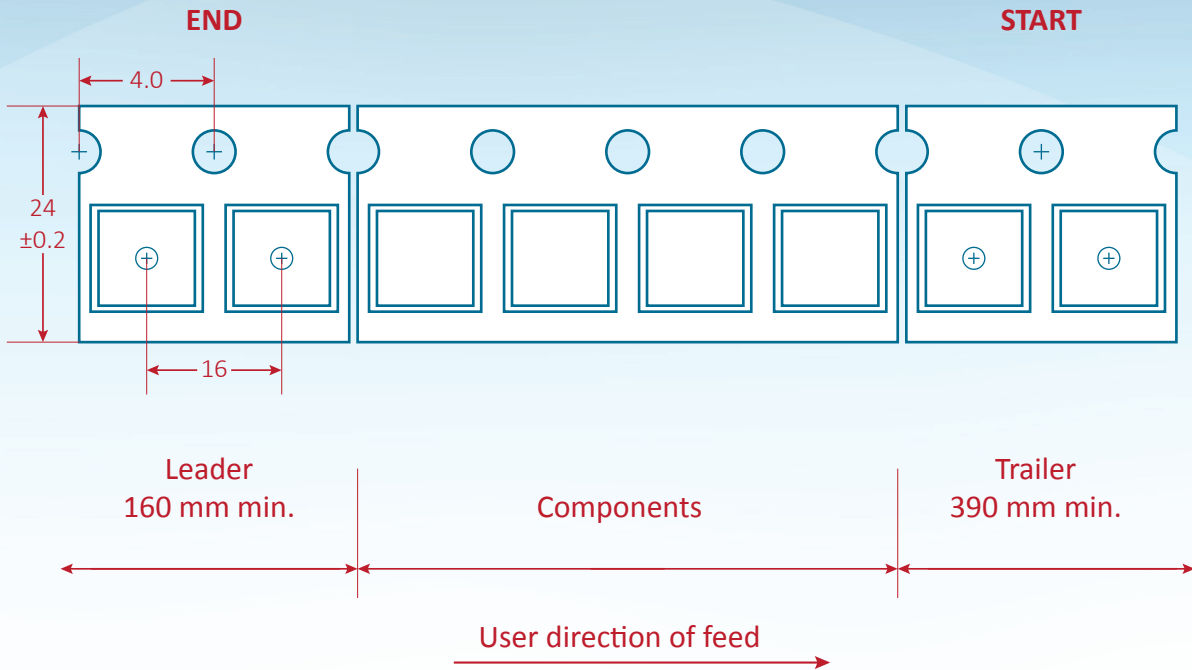
Test equipment

- Operating temperature : -40 to 105°C
- TH2816A
- DCR : GOM-801H
- LCR
- TH2816B

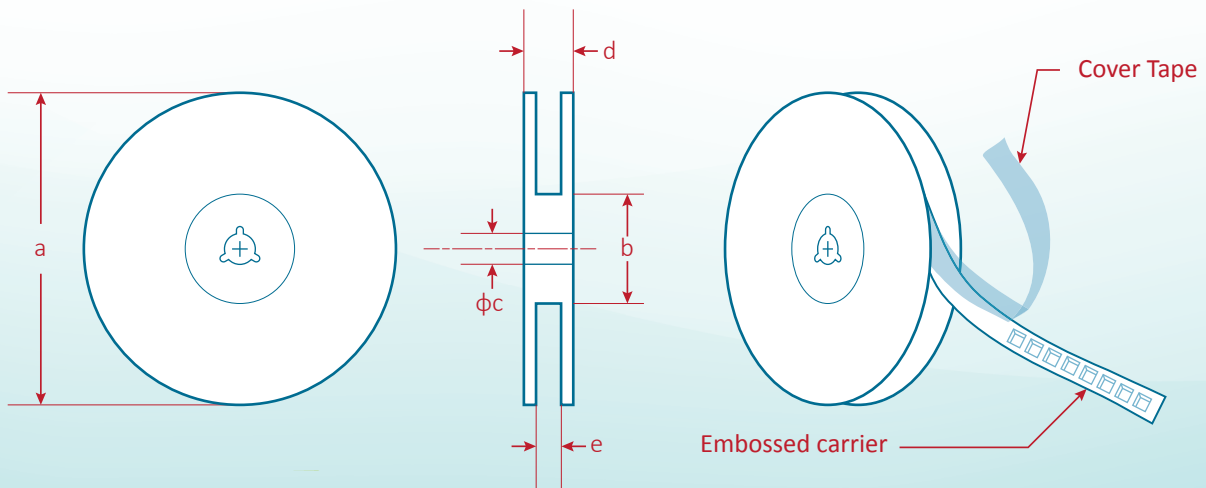


Packing

Dimensions in mm



Bottom View



Item	a	b	ϕc	d	e
HMP	330	100±1.0	13±0.2	29.1±2.0	24.5±0.1
	Reel		Reel		Reel
HMP103	Q'ty(Pcs) 1,000	HMP104	Q'ty(Pcs) 750	HMP105	Q'ty(Pcs) 750