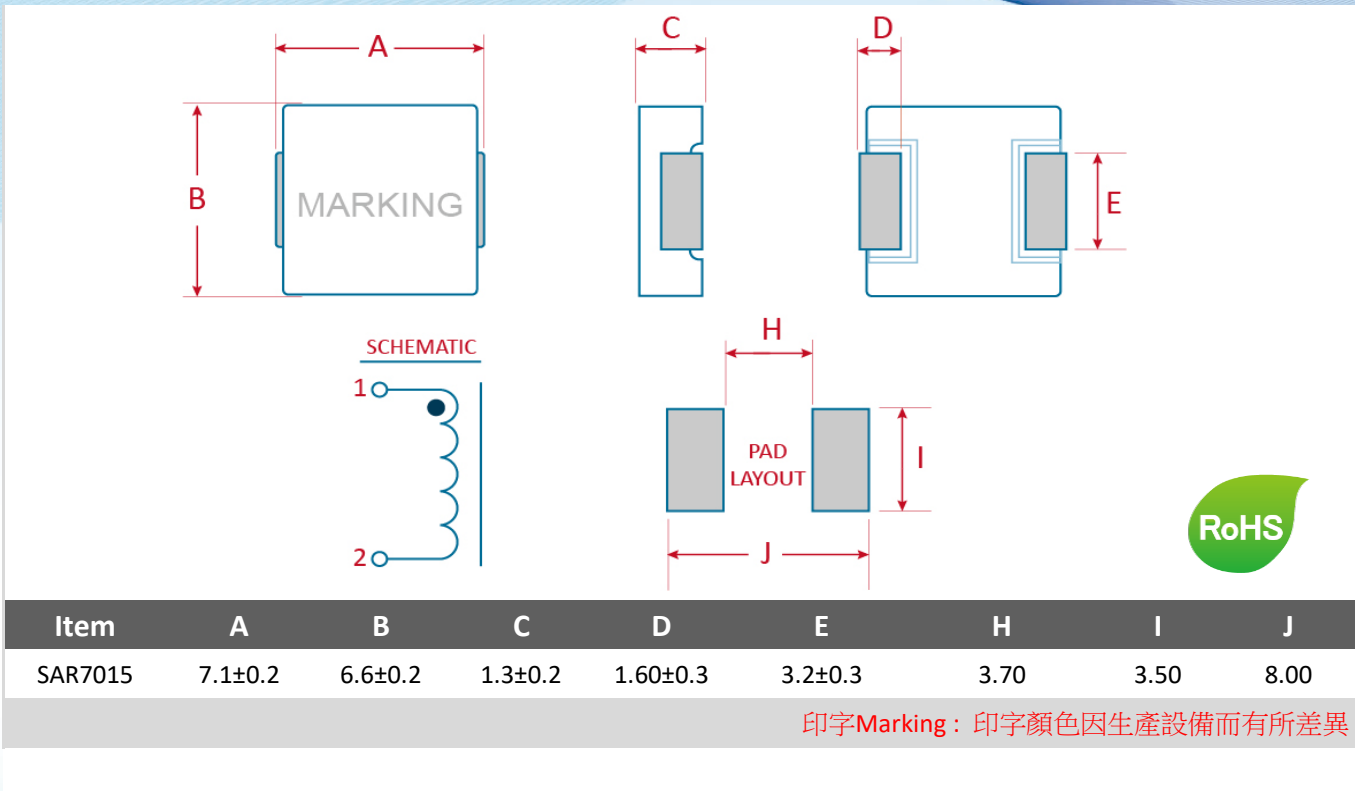


SPECIFICATION FOR APPROVED
樣品承認書

2022
 NEW

機構圖 Shape and Dimensions(mm):



SAR7015

Part No.	L(uH)	DCR(mΩ)		Isat(A)	Irms(A)	Tolerance (±%)
		Typ.	Max.	Typ.	Typ.	
SAR7015MT1R0	1.0	18.4	21.0	12.0	8.2	±20%
SAR7015MT1R5	1.5	23.9	28.0	11.2	7.00	±20%
SAR7015MT2R2	2.2	36.0	42.0	7.5	6.0	±20%
SAR7015MT3R3	3.3	54.0	63.0	7.0	4.8	±20%

SPECIFICATION FOR APPROVED 樣品承認書

2022
NEW

Ordering information

SAR - 7015 - MT - 1R0

(1) (2) (3)(4) (5)

- (1) Type : High Power Inductor
- (2) Size : 7015 is size
- (3) Tolerance : M=20%
- (4) Packaging style : Taping Reel
- (5) Inductance : R33 for 0.33uH,1R0 for 1.0uH,2R2 for 2.2uH...

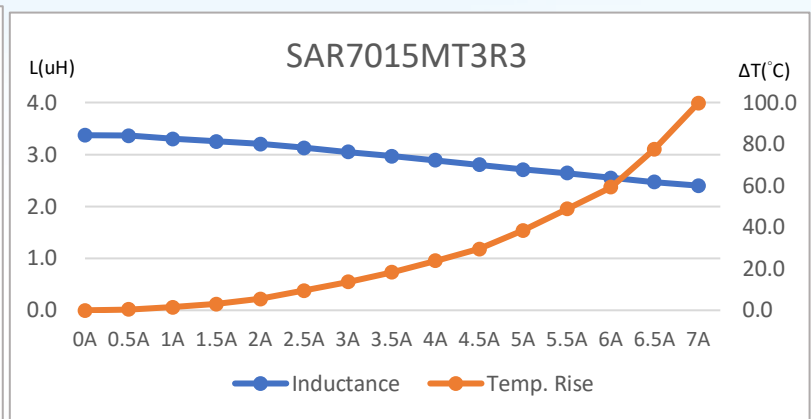
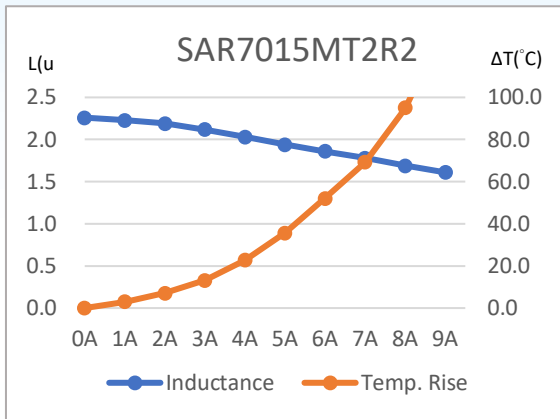
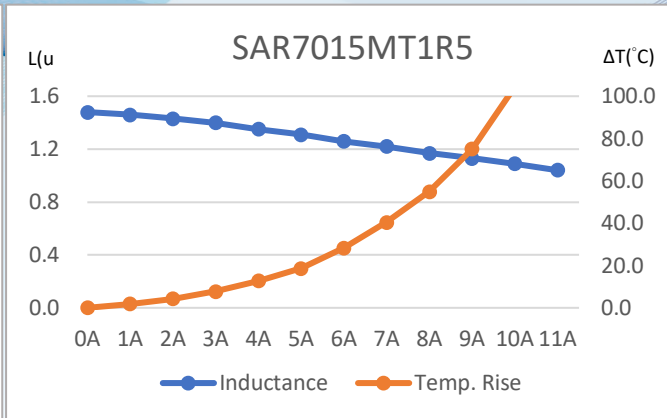
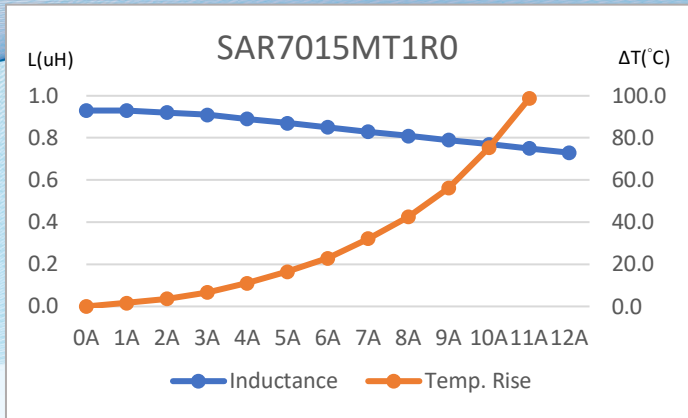
Characteristics

- All test data is referred to 25°C ambient.
- Isat : DC current (A) that will cause Lo to drop approximately 30% (Typical)
- Irms : DC current (A)that will cause an approximate ΔT of 40°C (Typical)
- Operating temperature range : -55°C to +125°C

註 : Absolute maximum voltage 30VDC

Test equipment

- Test Frequency : 100KHz ,0.25 Vrms.
- L :WK3260B
- DCR : ChenHwa502



SAR7015MT1R0													
DC BIAS	0A	1A	2A	3A	4A	5A	6A	7A	8A	9A	10A	11A	12A
Inductance	0.93	0.93	0.92	0.91	0.89	0.87	0.85	0.83	0.81	0.79	0.77	0.75	0.73
Temp. Rise	0.00	1.6	3.6	6.7	11.1	16.5	22.9	32.2	42.6	56.2	75.4	98.7	132.0

SAR7015MT1R5												
DC BIAS	0A	1A	2A	3A	4A	5A	6A	7A	8A	9A	10A	11A
Inductance	1.48	1.46	1.43	1.40	1.35	1.31	1.26	1.22	1.17	1.13	1.09	1.04
Temp. Rise	0.00	1.90	4.3	7.7	12.7	18.7	28.3	40.4	54.9	75.0	104.7	141.8

SAR7015MT2R2										
DC BIAS	0A	1A	2A	3A	4A	5A	6A	7A	8A	9A
Inductance	2.26	2.23	2.19	2.12	2.03	1.94	1.86	1.78	1.69	1.61
Temp. Rise	0.00	3.00	7.1	13.2	22.8	35.7	52.1	69.2	95.1	135.1

SAR7015MT3R3															
DC BIAS	0A	0.5A	1A	1.5A	2A	2.5A	3A	3.5A	4A	4.5A	5A	5.5A	6A	6.5A	7A
Inductance	3.37	3.36	3.30	3.25	3.20	3.13	3.05	2.97	2.89	2.80	2.71	2.64	2.55	2.47	2.40
Temp. Rise	0.0	0.4	1.5	3.0	5.5	9.5	13.7	18.3	23.8	29.5	38.5	48.7	59.3	77.5	99.8

TAPE AND REEL SPECIFICATIONS

